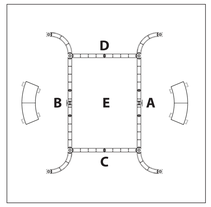

Aahrus
20' x 20' Truss System
Dye Sub Printed

TEMPLATE SET-UP AT 1/4 SCALE

Panels AH1-A, AH3-A, AH1-B, AH3-B:
Total Graphic Area: 43.5"w x 87.75"h
Finished Size: 39.5"w x 83.75"h
Visual Size: 39.5"w x 83.75"h

Panel AH2-A and AH2-B:
Total Graphic Area: 133.75"w x 41.75"h
Finished Size: 129.75"w x 37.75"h
Visual Size: 129.75"w x 37.75"h

Panels AH1-C, AH3-C, AH1-D, AH3-D:
Total Graphic Area: 53"w x 87.75"h
Finished Size: 49"w x 83.75"h
Visual Size: 49"w x 83.75"h

Panels AH2-C and AH2-D:
Total Graphic Area: 97.75"w x 41.75"h
Finished Size: 93.75"w x 37.75"h
Visual Size: 93.75"w x 37.75"h

Panels AH1-E and AH3-E:
Total Graphic Area: 133.75"w x 41.75"h
Finished Size: 129.75"w x 37.75"h
Visual Size: 128.875"w X 36.875"h

Panels AH2-E and AH4-E:
Total Graphic Area: 97.75"w x 41.75"h
Finished Size: 93.75"w x 37.75"h
Visual Size: 92.875"w X 36.875"h

Template requires 1/2" bleed around the perimeter (2" around the perimeter when scaled to 400% and printed)

FS = Graphic is front side mounted (3/4" w velcro is applied to the back of the panel)
BS = Graphic is back side mounted (3/4" w velcro is applied to the front of the panel)
Notching = 7/8" square that is cut into the appropriate location.
Hinging= 7/8" strip of material that is created by notching the graphic. Allows two graphics to share the same extrusion corner.

General Art Guidelines:

– CMYK Color

– Do not embed images, supply them

– Resolution must be 400-480 ppi @ fourth size, 100-120 ppi @ full size
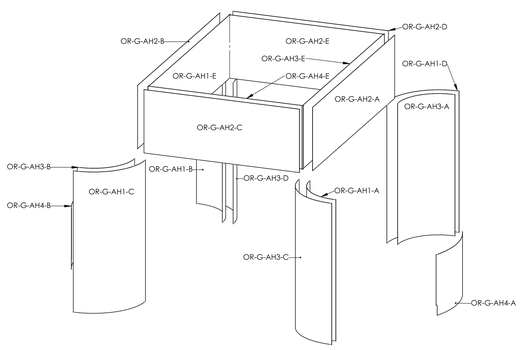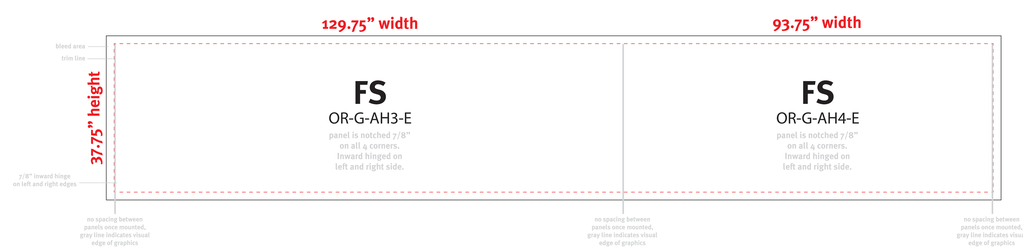
– All fonts must be created to outlines