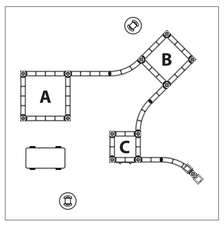

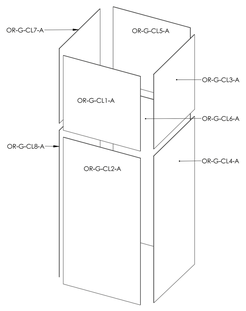

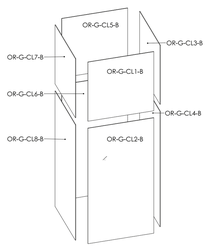

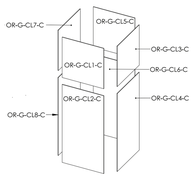

Calypso
20' x 20' Truss System
Dye Sub Printed

TEMPLATE SET-UP AT 1/4 SCALE

Panels CL1-A, CL3-A, CL5-A and CL7-A:
Total Graphic Area: 51.75"w x 51.75"h
Finished Size: 47.75"w x 47.75"h
Visual Size: 47.75"w x 47.75"h

Panels CL2-A, CL4-A, CL6-A and CL8-A:
Total Graphic Area: 51.75"w x 97.75"h
Finished Size: 47.5"w x 93.75"h
Visual Size: 47.5"w x 93.75"h

Panels CL1-B, CL3-B, CL5-B, CL7-B
Total Graphic Area: 41.75"w x 41.75"h
Finished Size: 37.75"w x 37.75"h
Visual Size: 37.75"w x 37.75"h

Panels CL2-B, CL4-B, CL6-B, CL8-B
Total Graphic Area: 41.75"w x 77.75"h
Finished Size: 37.75"w x 73.75"h
Visual Size: 37.75"w x 73.75"h

Panels CL1-C, CL3-C, CL5-C, CL7-C
Total Graphic Area: 29.75"w x 29.75"h
Finished Size: 25.75"w x 25.75"h
Visual Size: 25.75"w x 25.75"h

Panels CL2-C, CL4-C, CL6-C, CL8-C
Total Graphic Area: 29.75"w x 53.75"h
Finished Size: 25.75"w x 49.75"h
Visual Size: 25.75"w x 49.75"h

Template requires .5" bleed around the perimeter (2" around the perimeter when scaled to 400% and printed)

FS = Graphic is front side mounted (3/4" w velcro is applied to the back of the panel)
BS = Graphic is back side mounted (3/4" w velcro is applied to the front of the panel)
Notching = 7/8" square that is cut into the appropriate location.
Hinging= 3/4" strip of material that is created by notching the graphic. Allows two graphics to share the same extrusion corner.

General Art Guidelines:

- CMYK Color
- Do not embed images, supply them
- Resolution must be 400-480 ppi @ quarter size, 100-120 ppi @ full size
- All fonts must be created to outlines