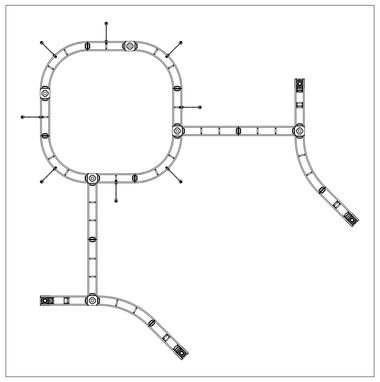

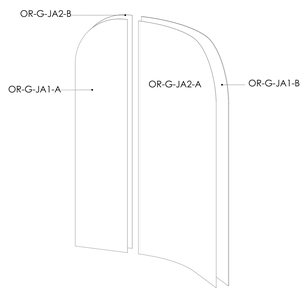

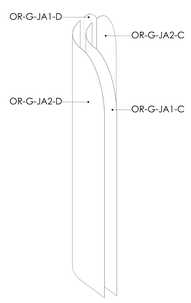

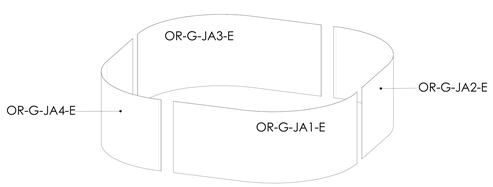

Janus
20' x 20' Truss System
Dye Sub Printed

TEMPLATE SET-UP AT 1/2 SCALE

Panels JA1-A, JA2-B, JA2-C and JA1-D:
Total Graphic Area: 29.75"w x 118"h
Finished Size: 25.75"w x 114"h
Visual Size: 25.75"w x 114"h

Panels JA2-A and JA1-C:
Total Graphic Area: 66.125"w x 118"h
Finished Size: 62.125"w x 114"h
Visual Size: 62.125"w x 114"h

Panels JA1-B and JA2-D:
Total Graphic Area: 71"w x 118"h
Finished Size: 67"w x 114"h
Visual Size: 67"w x 114"h

Panels JA1-E, JA2-E, JA3-E and JA4-E:
Total Graphic Area: 77"w x 29.75"h
Finished Size: 73"w x 25.75"h
Visual Size: 73"w x 25.75"h

Template requires 1" bleed around the perimeter (2" around the perimeter when scaled to 200% and printed)

FS = Graphic is front side mounted (3/4" w velcro is applied to the back of the panel)
BS = Graphic is back side mounted (3/4" w velcro is applied to the front of the panel)
Notching = 7/8" square that is cut into the appropriate location.
Hinging= 3/4" strip of material that is created by notching the graphic. Allows two graphics to share the same extrusion corner.

General Art Guidelines:

– CMYK Color

– Do not embed images, supply them

– Resolution must be 200-240 ppi @ half size, 200-240 ppi @ full size
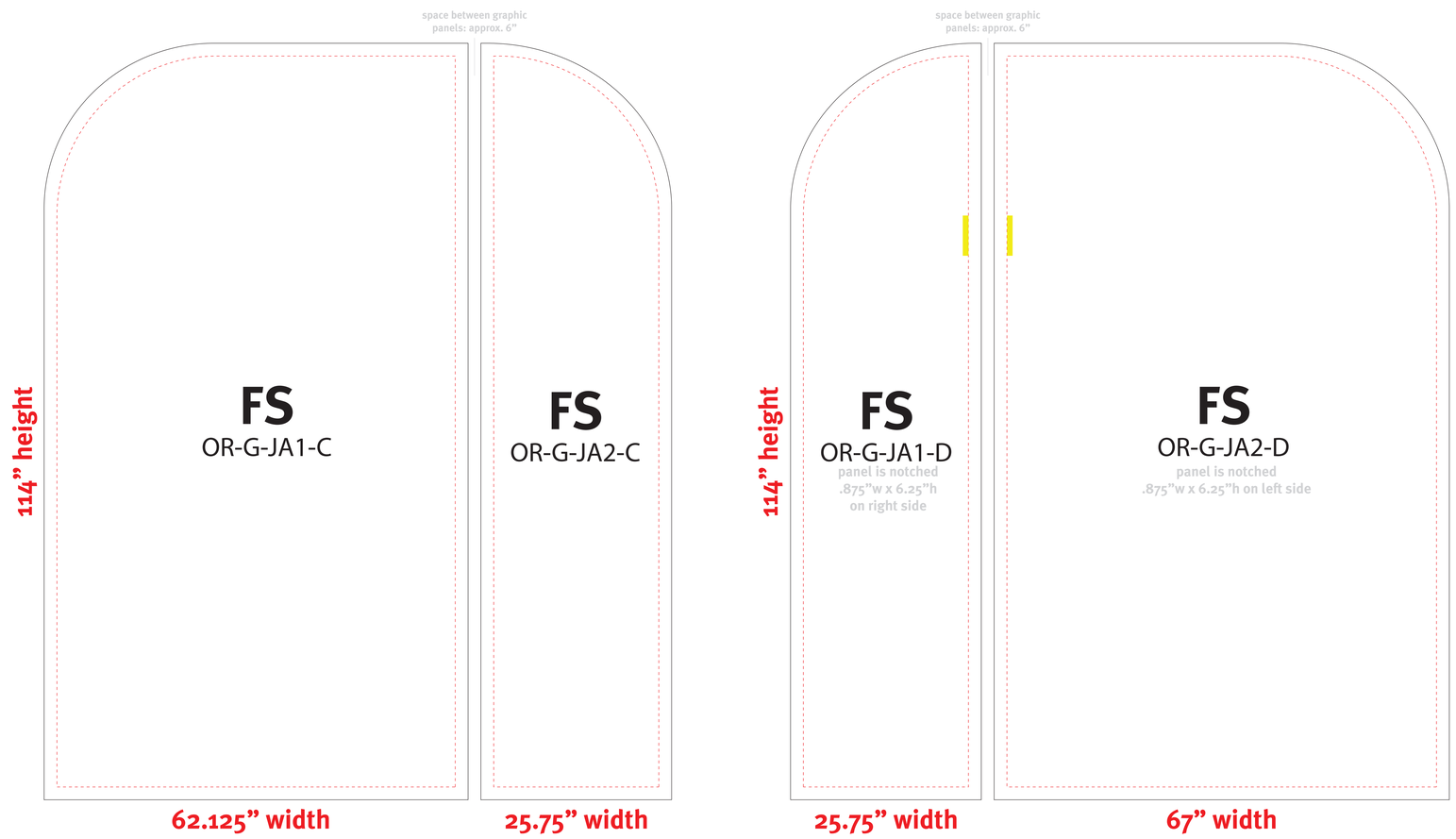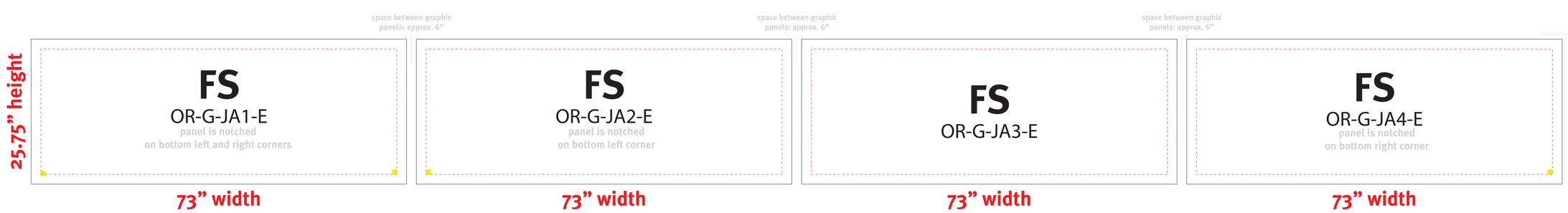
– All fonts must be created to outlines