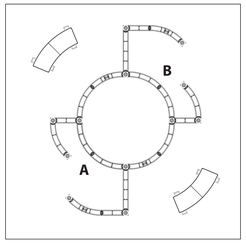

Titan
20' x 20' Truss System
Dye Sub Printed

TEMPLATE SET-UP AT 1/4 SCALE

Panels TI2-A, TI7-A, TI2-B, TI7-B:
Total Graphic Area: 78.75"w x 29.75"h
Finished Size: 74.75"w x 25.75"h
Visual Size: 72.75"w X 23.75"h

Panel TI3-A and TI3-B (double-sided print):
Total Graphic Area: 78.75"w x 87.75"h
Finished Size: 74.75"w x 83.75"h
Visual Size: 72.75"w X 81.75"h

Panels TI4-A and TI4-B:
Total Graphic Area: 29.75"w x 87.75"h
Finished Size: 25.75"w x 83.75"h

Panels TI5-A and TI5-B:
Total Graphic Area: 47"w x 87.75"h
Finished Size: 43"w x 83.75"h

Panels TI6-A and TI6-B:
Total Graphic Area: 42.125"w x 87.75"h
Finished Size: 38.125"w x 83.75"h

Panel TI8-A and TI8-B:
Total Graphic Area: 71"w x 87.75"h
Finished Size: 67"w x 83.75"h

Panels TI9-A and TI9-B:
Total Graphic Area: 36.125"w x 87.75"h
Finished Size: 32.125"w x 83.75"h

Template requires 1/2" bleed around the perimeter (2" around the perimeter when scaled to 400% and printed)

FS = Graphic is front side mounted (3/4" w velcro is applied to the back of the panel)
BS = Graphic is back side mounted (3/4" w velcro is applied to the front of the panel)
Notching = 7/8" square that is cut into the appropriate location.
Hinging= 7/8" strip of material that is created by notching the graphic. Allows two graphics to share the same extrusion corner.

General Art Guidelines:
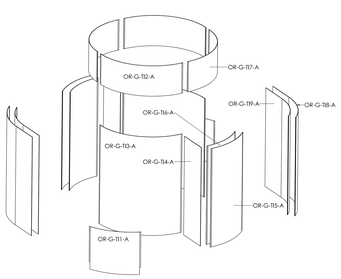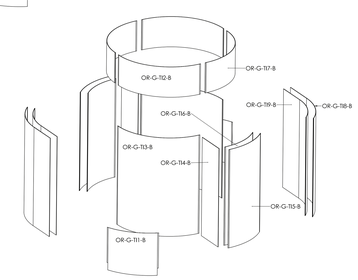
- CMYK Color
- Do not embed images, supply them
- Resolution must be 400-480 ppi @ fourth size, 100-120 ppi @ full size
- All fonts must be created to outlines